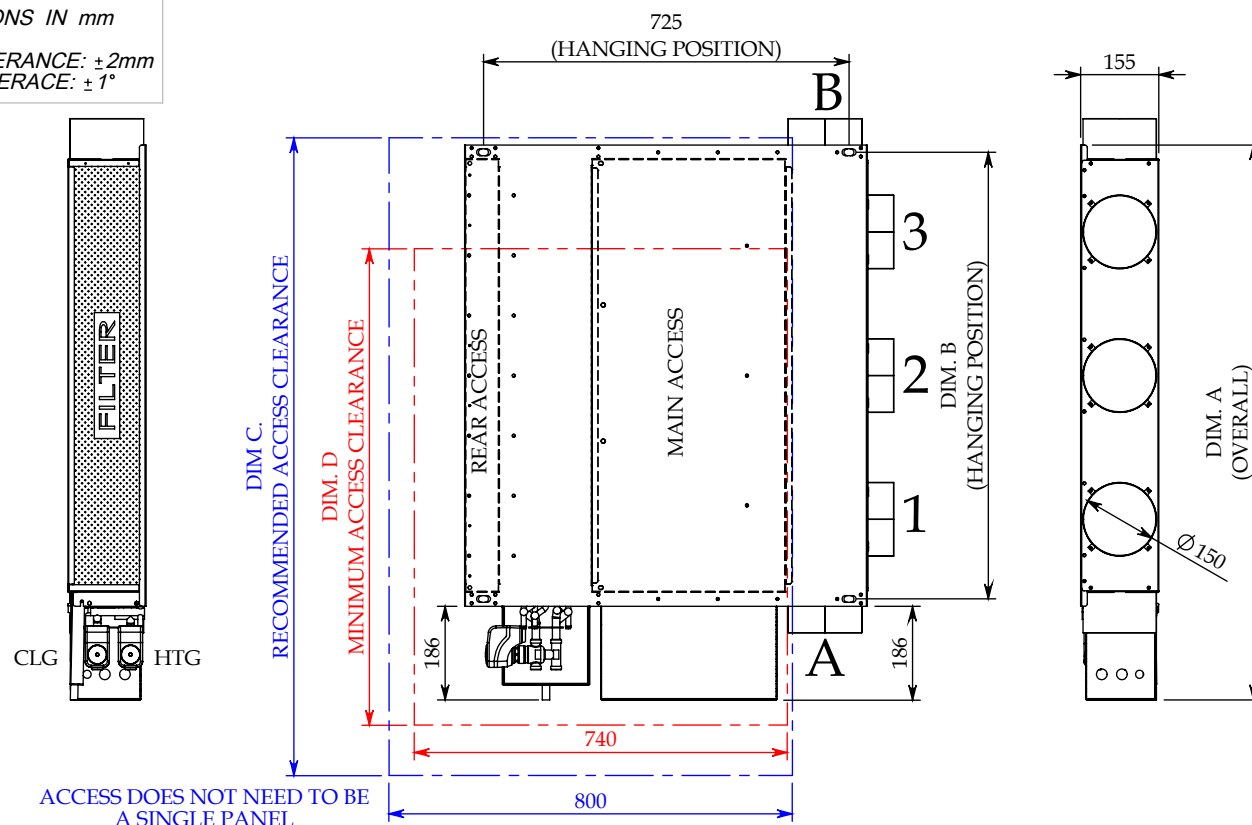


ALL DIMENSIONS IN mm

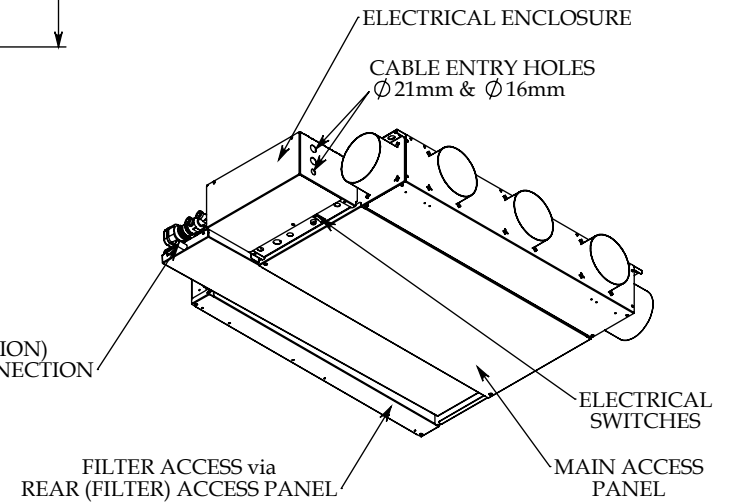
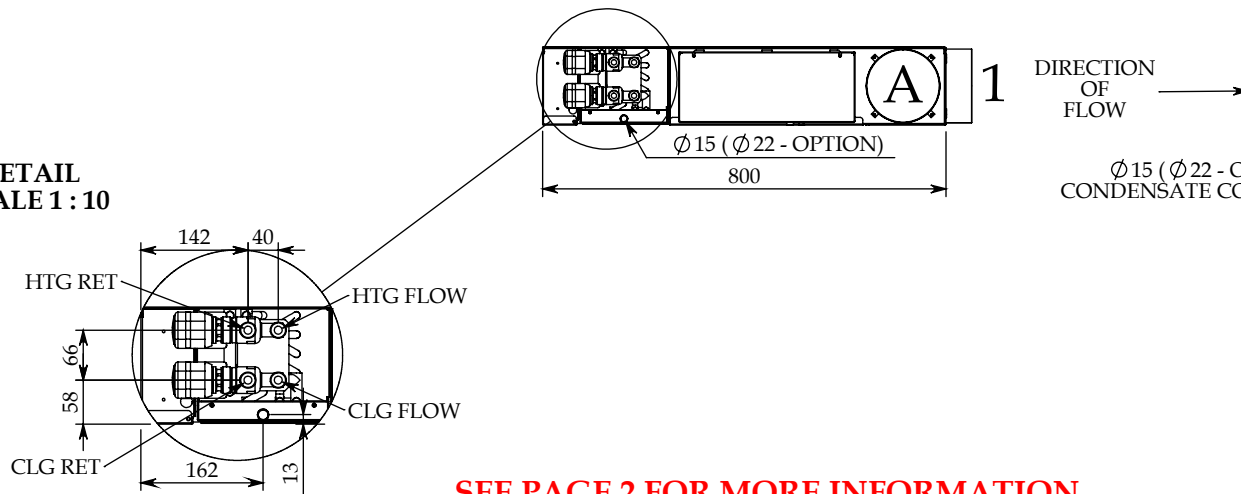
FRACTIONAL TOLERANCE:  $\pm 2\text{mm}$   
ANGULAR TOLERANCE:  $\pm 1^\circ$



FCU SIZE	DIM. A	DIM. B	DIM. C	DIM. D
MODEL 100	1101	886	1265	945
MODEL 200	1501	1286	1665	1345
MODEL 300	1901	1686	2065	1745
MODEL 400	2301	2086	2465	2145

FCU SIZE	MAIN ACCESS PANEL SIZE		
MODEL 100	860	x	386
MODEL 200	1260	x	386
MODEL 300	1660	x	386
MODEL 400	2060	x	386

DETAIL SCALE 1:10



SEE PAGE 2 FOR MORE INFORMATION

GENERAL ARRANGEMENT DWG.  
EVO155 - APOLLO  
FAN COIL UNIT

LEFT HAND  
FAN COIL UNIT SHOWN

REV	DESCRIPTION	INIT	DATE
E			
D	Condensate Tail Length Amended	MPA	17/12/2014
C	$\phi 22$ Condensate Connection Option Added.	PRB	03/03/2014
B	Coil Pipe Orientation Note Removed.	MPA	28/01/2014
A	Drawing Layout Amended	PRB	20/06/2013



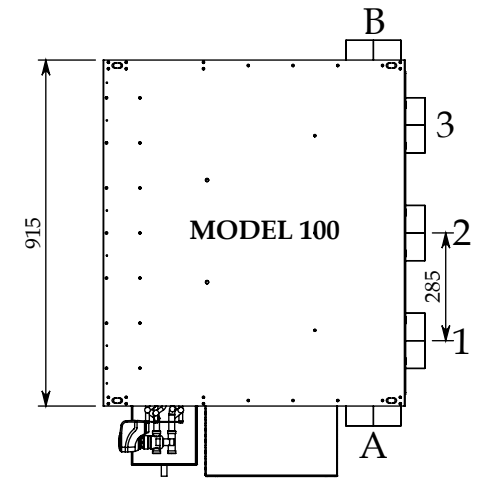
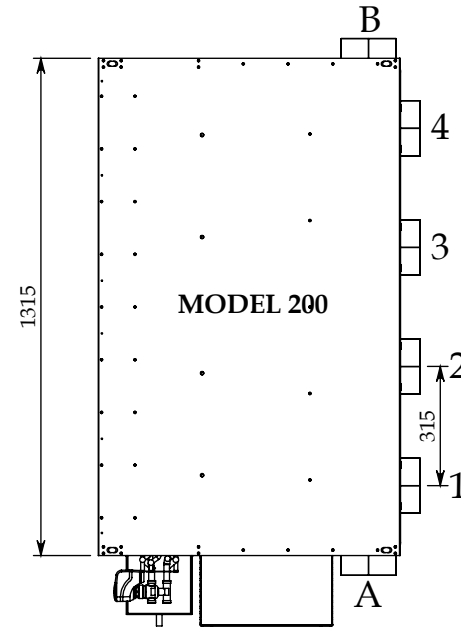
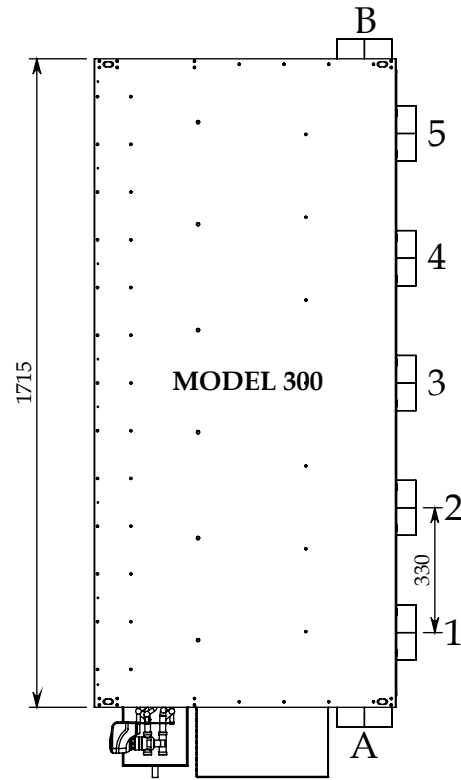
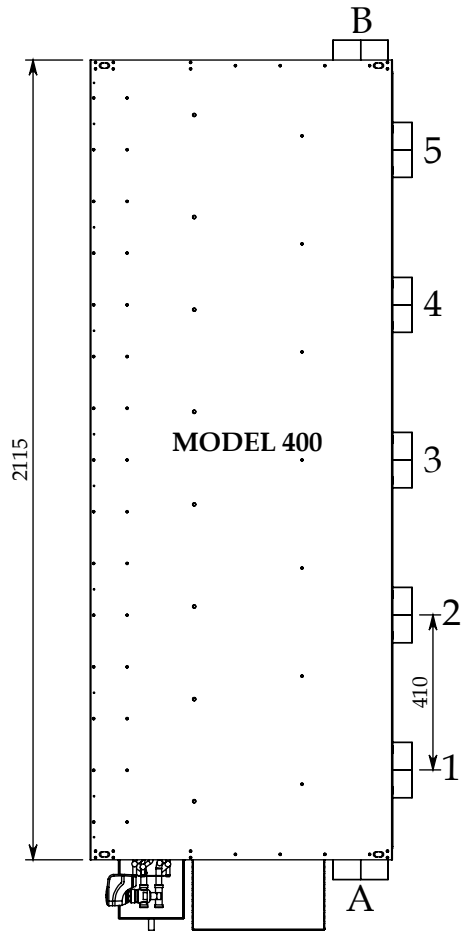
TITLE  
EVO155 Horizontal Chassis Fan Coil Unit  
Standard - 150 DIA

DRAWN BY	PRB	DATE	13/06/2013	SCALE	1:15
CHECKED BY	MPA	DATE	13/06/2013		
DRAWING NO.	GS0243			REV	D
PAGE	1 of 2				

ALL DIMENSIONS IN mm

FRACTIONAL TOLERANCE:  $\pm 2\text{mm}$   
 ANGULAR TOLERANCE:  $\pm 1^\circ$

LEFT HAND FAN COIL UNIT SHOWN



REV	DESCRIPTION	INIT	DATE
E			
D	Condensate Tail Length Amended	MPA	17/12/2014
C	Ø22 Condensate Connection Option Added.	PRB	03/03/2014
B	Coil Pipe Orientation Note Removed.	MPA	28/01/2014
A	Drawing Layout Amended	PRB	20/06/2013



TITLE  
 EVO155 Horizontal Chassis Fan Coil Unit  
 Standard - 150 DIA

DRAWN BY	PRB	DATE	13/06/2013	SCALE 1:20
CHECKED BY	MPA	DATE	13/06/2013	
DRAWING NO.			REV	PAGE
GS0243			D	2 of 2