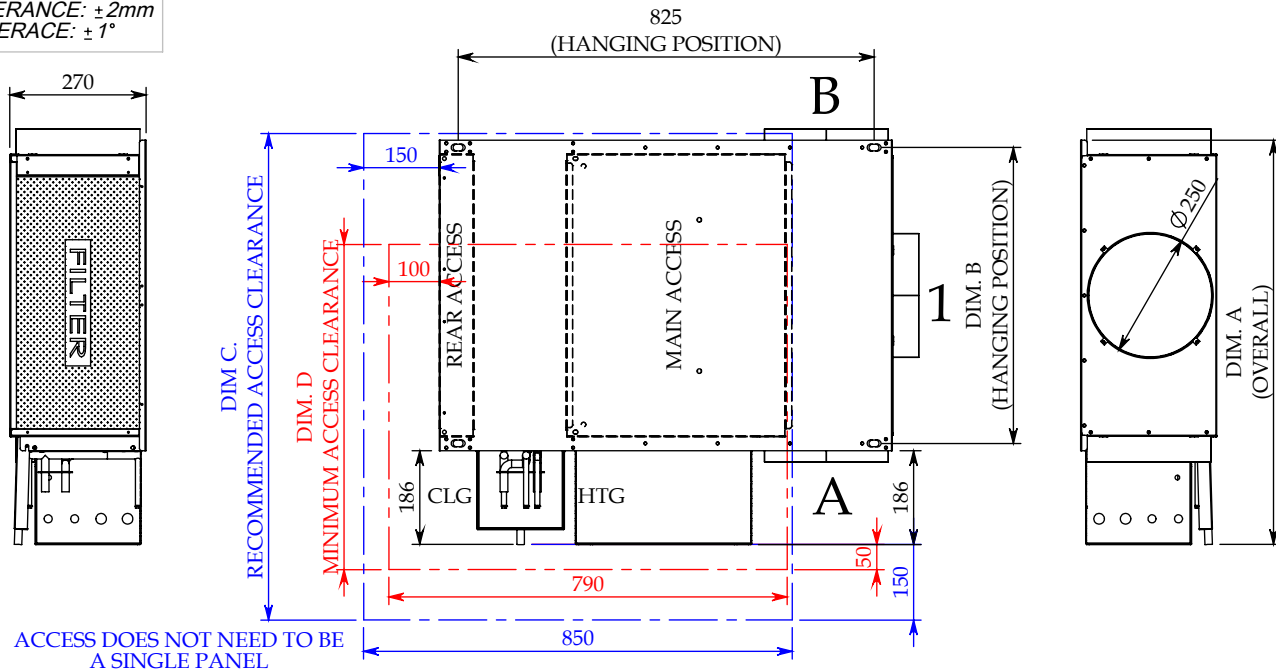


ALL DIMENSIONS IN mm

FRACTIONAL TOLERANCE: ±2mm
ANGULAR TOLERANCE: ±1°



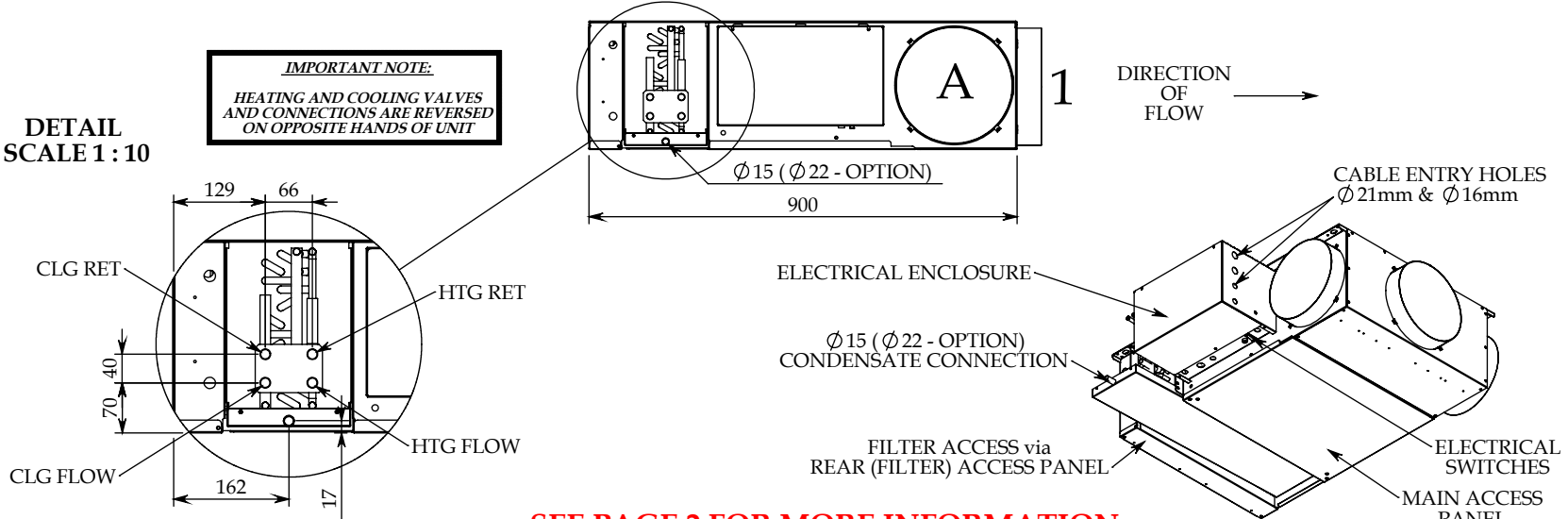
FCU SIZE	DIM. A	DIM. B	DIM. C	DIM. D
MODEL 100	802	587	965	645
MODEL 200 / 250	1102	887	1265	945
MODEL 300 / 350	1402	1187	1565	1245
MODEL 400	1702	1487	1865	1545
MODEL 500 / 550	2002	1787	2165	1845
MODEL 600 / 650	2302	2087	2465	2145

FCU SIZE	MAIN ACCESS PANEL SIZE		
MODEL 100	561	x	436
MODEL 200 / 250	861	x	436
MODEL 300 / 350	1161	x	436
MODEL 400	1461	x	436
MODEL 500 / 550	1761	x	436
MODEL 600 / 650	2061	x	436

ACCESS DOES NOT NEED TO BE A SINGLE PANEL

DETAIL SCALE 1 : 10

IMPORTANT NOTE:
HEATING AND COOLING VALVES AND CONNECTIONS ARE REVERSED ON OPPOSITE HANDS OF UNIT



SEE PAGE 2 FOR MORE INFORMATION

GENERAL ARRANGEMENT DWG.
EVO270 - TROJAN
FAN COIL UNIT

LEFT HAND
FAN COIL UNIT SHOWN

REV	DESCRIPTION	INIT	DATE
E			
D	Additional Dims Added To Access Sketches.	MPA	23/01/2018
C	Model 604 And 605 Changed To 600 And 650. Condensate Tail Length Amended.	LWW	03/08/2015
B	Ø22 Condensate Connection Option Added	PRB	06/02/2014
A	Drawing Layout Amended	PRB	18/06/2013



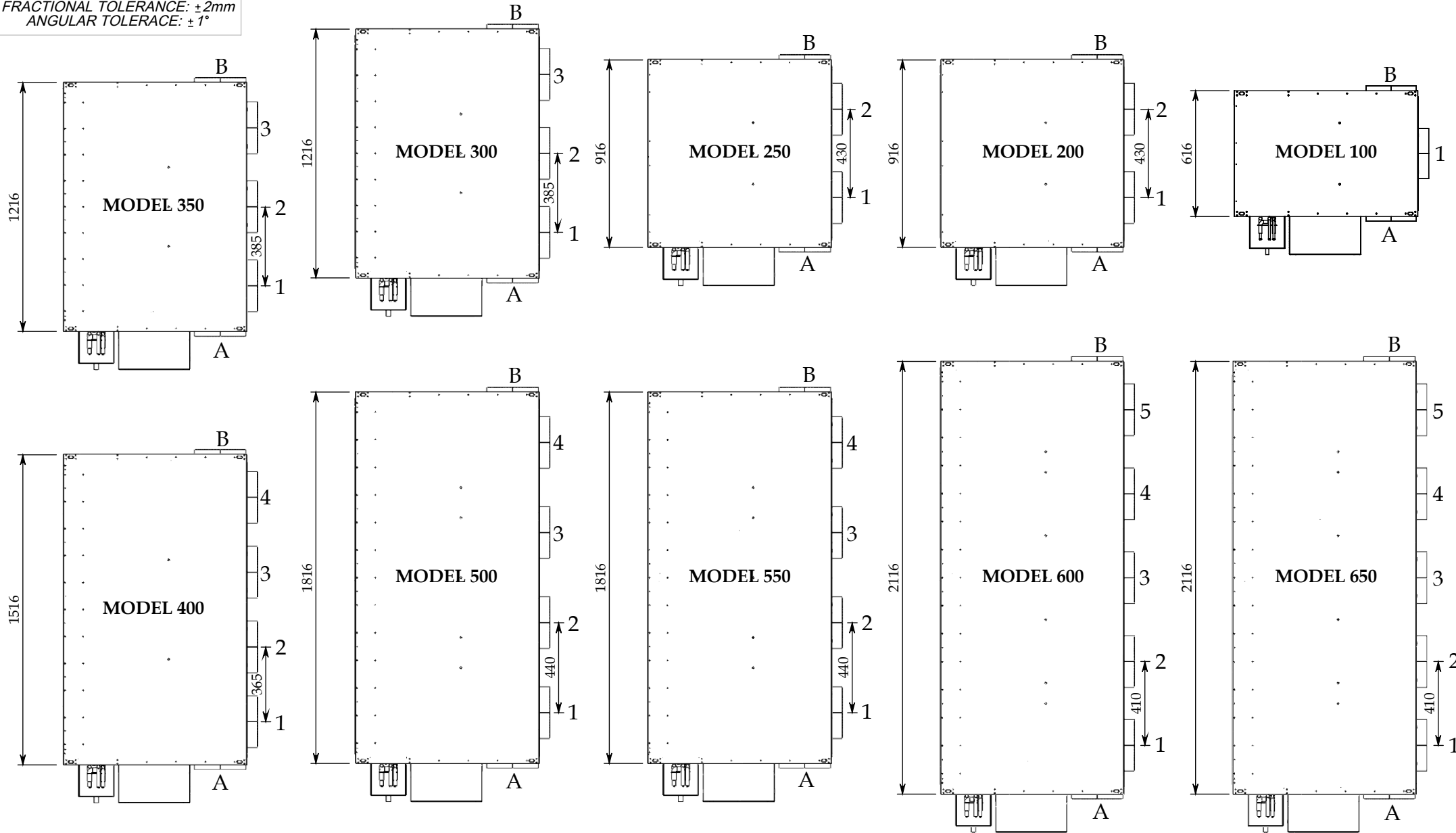
TITLE
270 Deep Horizontal Chassis Fan Coil Unit
Standard - 250 DIA

DRAWN BY	PRB	DATE	04/01/2013	SCALE 1:15
CHECKED BY	MPA	DATE	04/01/2013	
DRAWING NO.			REV	PAGE
GS0010			D	1 of 2

ALL DIMENSIONS IN mm

FRACTIONAL TOLERANCE: $\pm 2\text{mm}$
 ANGULAR TOLERANCE: $\pm 1^\circ$

LEFT HAND FAN COIL UNIT SHOWN



E											
D	Additional Dims Added To Access Sketches.	MPA	23/01/2018		DRAWN BY	PRB	DATE	04/01/2013	SCALE	1:25	
C	Model 604 And 605 Changed To 600 And 650. Condensate Tail Length Amended.	LWV	03/08/2015		CHECKED BY	MPA	DATE	04/01/2013			
B	Ø22 Condensate Connection Option Added	PRB	06/02/2014	TITLE	270 Deep Horizontal Chassis Fan Coil Unit Standard - 250 DIA			DRAWING NO.	REV	PAGE	
A	Drawing Layout Amended	PRB	18/06/2013					GS0010	D	2 of 2	
REV	DESCRIPTION	INIT	DATE								